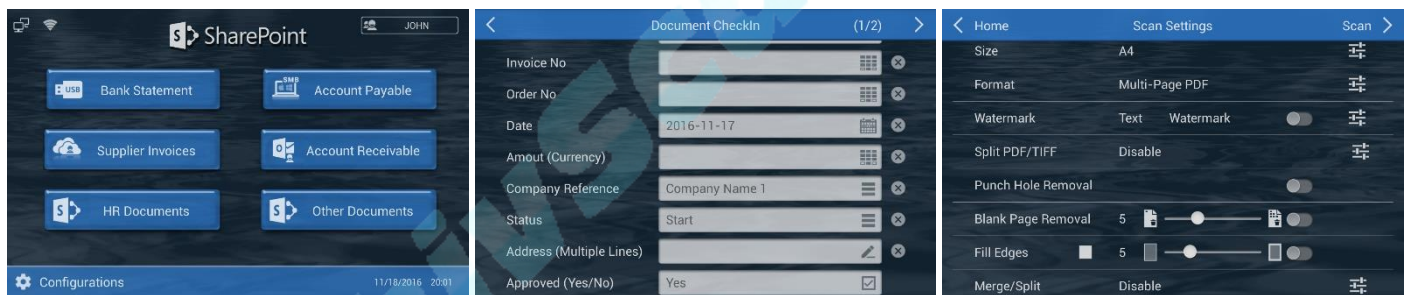


ArchivScanner.de
Competence for Documents
Bennstraße 2, 13053 Berlin
Shop@ArchivScanner.de
Telefon: 030 / 21 005 22 22

Dedicated and
Customizable
Document Scanning
Kiosk







*Scan documents and their metadata
directly to SharePoint without a PC*



Optimize your scanning workflow with the eScan SharePoint Scanner

The Plustek eScan optimizes your SharePoint document management by letting you add your metadata directly to the scanned document before saving it into the library. The individual logins with custom presets makes the paper works more efficiently.

The eScan offers a full-color, intuitive interface that makes Microsoft SharePoint accessible to everyone without extensive training. No matter what industry you work in, the eScan document-scanning kiosk can be easily integrated into your workflow.

-  Customized individual account settings for required or repeated tasks
-  Barcode recognition automatically separates documents for easy bulk scanning
-  Scan documents directly to designated folders or add folders as you go
-  Scan to Office 365, watched folders or other document management system

Highlights

- Fast duplex scanning, scans PDF, JPG or TIFF
- Rigid card and multiple paper weight scanning
- Built-in image enhancement, cropping and blank page removal
- Attach a USB keyboard (not included) for convenient credential login and file naming
- Portable unit provides privileged access, privacy and convenience

ArchivScanner.de

Competence for Documents

Bennstraße 2, 13053 Berlin

Shop@ArchivScanner.de

Telefon: 030 / 21 005 22 22

Specifications

	eScan SharePoint Scanner
Image Sensor	CIS x2 (Duplex Scanning)
Light Source	LED
Optical Resolution	600dpi (Hardware Resolution 600x600dpi)
ADF Capacity	50 sheets (70 g/m ² , 18 lbs) (Note: Maximum ADF capacity varies, depending upon paper weight.)
Scanning Speed	30 ppm/60 ipm (Grayscale mode, 200 dpi, A4 Portrait) 30 ppm/60 ipm (B&W mode, 200 dpi, A4 Portrait) 13 ppm/26 ipm (Color mode, 200 dpi, A4 Portrait)
Scan Area (W x L)	Max. 216 x 838.2 mm (8.5" x 33") Min. 13.2 x 13.2 mm (0.52" x 0.52")
Acceptable Paper Sizes (W x L)	Max. 216 x 838.2 mm (8.5" x 33") Min. 50.8 x 50.8 mm (2" x 2")
Acceptable Paper Weight	40 to 157 g/m ² (12 to 40 lbs)
Daily Duty Cycle	6,000 Sheets
Roller Lifetime	300,000 Scans
Pad Lifetime	70,000 Scans
Network Functions	Scan to SharePoint On-premises Scan to Office 365 (SharePoint, OneDrive, Outlook.com) Scan to Microsoft OneDrive Scan to Microsoft Azure File Storage Scan to Network Folders (SMB/CIFS) Scan to USB
Interface	USB 2.0 x 1 RJ45 (Ethernet connection) x1 Wi-Fi x1

* eScan SharePoint scanner is sold through selected VAR/Reseller only, please contact Plustek for more information.